

Transition-metal-Diene Complexes. Part 3.¹ Isomerization of Methyl-substituted Acyclic and Cyclic 1,3- and 1,4-Dienes Co-ordinated to Rhodium(I)

By Michael Arthurs, Catriona M. Regan, and S. Martin Nelson,* Department of Chemistry, Queen's University, Belfast BT9 5AG

A range of methyl-substituted acyclic and cyclic 1,4-dienes co-ordinated to Rh^I in the complexes [Rh(cp)(diene)] (cp = cyclopentadienyl) undergo virtual quantitative isomerization when heated in non-protic solvents. Reactants and products have been characterized by chemical and physical methods, particularly by ¹H n.m.r. spectroscopy. Reaction products are exclusively conjugated dienes and with one exception, *cis,cis*-hexa-2,4-diene, are co-ordinated to Rh^I. For the case of the acyclic 1,4-dienes the primary isomerizations, generally to mixtures of *cis*- and *trans*-1,3-isomers, are followed by a slower isomerization of the *cis*-primary product dienes to the *trans* isomers. For the isomerization of the cyclohexa-1,4-dienes, mixtures of 1,3-isomers are generally obtained in a primary process only. First-order rate constants for the decay of reactant 1,4-diene are reported. From an analysis of the kinetics of the reactions and of product distributions, a mechanism involving a (η^3 -allyl)hydrido-intermediate is proposed for the primary isomerizations in which the first step is the dissociation of one double bond from the metal. For the secondary isomerization of *cis*- to *trans*-1,3-dienes a η^3 - η^1 - η^3 interconversion of *anti* and *syn* configurations is suggested as the key step. The primary reactions are shown to be under kinetic control. However, addition of an external proton source leads to rapid formation of the thermodynamically most stable products *via* a metal hydride addition-elimination mechanism.

In Part 2¹ we described the synthesis and isomerization reactions in non-protic solvents of some rhodium(I) complexes of penta-1,4-diene, 3-methylpenta-1,4-diene, cyclohexa-1,4-diene, *cis*-penta-1,3-diene, and *cis*-3-methylpenta-1,3-diene. The reactions occurred cleanly in virtual quantitative yield under relatively mild conditions (60–110 °C) at rates that could be conveniently monitored by ¹H n.m.r. techniques. From a consideration of the products of isomerization (in both primary and secondary reactions), of the kinetics, and of the results of a deuterium labelling experiment, evidence was obtained in favour of a mechanism involving a η^3 -allylhydridorhodium(III) intermediate and against (under the reaction conditions employed) a metal hydride addition-elimination mechanism. The rate-determining step was considered to be the carbon-to-metal hydrogen transfer and it was speculated that the transition state, for a 1,4- to 1,3-diene isomerization, might be a η^1 -allyl species wherein the central saturated carbon is σ -bonded to the metal, the unco-ordinated vinyl groups being free to rotate.

This paper presents the results of an extension of the study to the isomerization of a range of methyl-substituted acyclic and cyclic 1,4-dienes and related *cis*-substituted 1,3-dienes complexed to rhodium(I), for which a wider range of products are anticipated, thereby providing a further test of the mechanistic proposals contained in Part 2. The isomerization of some of the dienes has been reported previously, notably by Pettit and co-workers² and by Birch *et al.*³ In these cases the uncomplexed diene was heated in the presence of iron carbonyls and no kinetic studies were carried out. A η^3 -allylic mechanism (of a somewhat different kind)² was also put forward for these reactions. For most other reported metal-catalysed or metal-promoted diene isomerizations a metal hydride addition-elimination mechanism has been proposed.⁴

RESULTS AND DISCUSSION

The reactant complexes were of the type [$\{\text{RhCl}(\text{diene})_2\}$] or, more commonly [RhX(diene)] [X = pentane-2,4-dionate (pd), η^5 -cyclopentadienyl (cp), or substituted η^5 -cyclopentadienyl (C₅H₄R, R = CO₂Me or CHO)]. Isomerization of the co-ordinated reactant diene occurred on heating their solutions in chloroform, hexane, toluene, or *o*-dichlorobenzene (odcb) at tem-

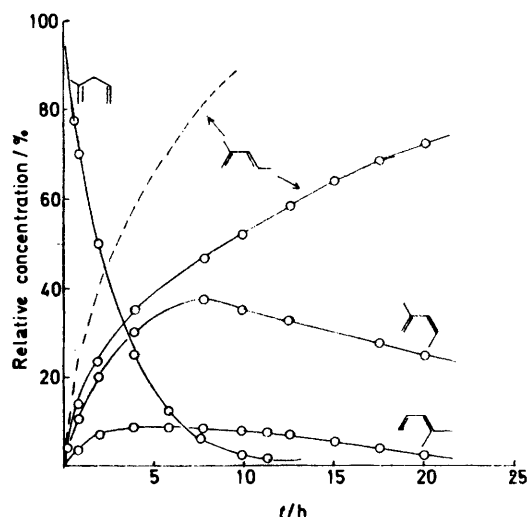


FIGURE 1 Isomerization of (η^5 -methoxycarbonylcyclopentadienyl)(η^1 -2-methylpenta-1,4-diene)rhodium in *o*-dichlorobenzene at 100 °C. Formation of the *trans*-2-methylpenta-1,3-diene complex from the 4-methylpenta-1,3-diene complex under the same conditions (---)

peratures in the range 60–110 °C for periods varying from minutes to days. Complexes containing chloride or pd as counter ligand frequently gave rise to solubility or decomposition problems. The cp complexes were more soluble and more stable and these were used for the

TABLE 1
Data for the isomerization reactions $[\text{Rh}(\text{cp})(\text{diene})] \rightarrow [\text{Rh}(\text{cp})(\text{diene}')]$

Reactant diene	Primary product diene	Secondary product diene
Penta-1,4-diene ^a	<i>trans</i> -penta-1,3-diene +	<i>trans</i> -penta-1,3-diene
	<i>cis</i> -penta-1,3-diene	
3-Methylpenta-1,4-diene ^a	<i>trans</i> -3-methylpenta-1,3-diene +	<i>trans</i> -3-methylpenta-1,3-diene
	<i>cis</i> -3-methylpenta-1,3-diene	
2-Methylpenta-1,4-diene	<i>trans</i> -2-methylpenta-1,3-diene +	<i>trans</i> -2-methylpenta-1,3-diene
	<i>cis</i> -2-methylpenta-1,3-diene	
2,4-Dimethylpenta-1,4-diene	4-methylpenta-1,3-diene +	<i>trans</i> -2-methylpenta-1,3-diene
	2,4-dimethylpenta-1,3-diene	
<i>cis</i> -Hexa-1,4-diene	<i>cis,trans</i> -hexa-2,4-diene +	<i>trans,trans</i> -hexa-2,4-diene
	<i>cis,cis</i> -hexa-2,4-diene ^b	
Cyclohexa-1,4-diene ^a	cyclohexa-1,3-diene +	
	1-methylcyclohexa-1,3-diene	
1-Methylcyclohexa-1,4-diene	2-methylcyclohexa-1,3-diene +	
	5-methylcyclohexa-1,3-diene	
1,2-Dimethylcyclohexa-1,4-diene	1,2-dimethylcyclohexa-1,3-diene +	
	1,4-dimethylcyclohexa-1,3-diene	
1,4-Dimethylcyclohexa-1,4-diene	2,5-dimethylcyclohexa-1,3-diene +	
	1,3-dimethylcyclohexa-1,3-diene	
2,4-Dimethylcyclohexa-1,4-diene	1,5-dimethylcyclohexa-1,3-diene	

^a Ref. 1. ^b Unco-ordinated.

kinetic studies. The reactions were monitored by ¹H n.m.r. spectroscopy as described in Part 2. The products of isomerization of the various reactant dienes are given in Table 1, while approximate rate constants at

decays in a first-order reaction (Tables 1 and 2). These are the corresponding complexes of *trans*-2-methylpenta-1,3-diene, *cis*-2-methylpenta-1,3-diene, and 4-methylpenta-1,3-diene. As shown in Figure 1, the *cis*- and

TABLE 2
First-order rate constants for isomerization of $[\text{RhX}(\text{diene})]$ complexes

Diene	X ^a	θ ₀ /°C	10 ³ k ^b /s ⁻¹	
			toluene	odcb
2-Methylpenta-1,4-diene	cp	100		6.43
	mcp	100		10.0
2,4-Dimethylpenta-1,4-diene	mcp	100		2.43
<i>cis</i> -Hexa-1,4-diene	cp	100		217
4-Methylpenta-1,3-diene	cp	100		3.22
	mcp	100		8.00
<i>cis,trans</i> -Hexa-2,4-diene	cp	100		1.05
Cyclohexa-1,4-diene	cp	60		2.88
	cp	70	11.3	10.5
	cp	100		400
1,2-Dimethylcyclohexa-1,4-diene	cp	70	11.7	
	cp	80	36.6	
	cp	90	105	
2,4-Dimethylcyclohexa-1,4-diene	cp	70	9.0	9.0
1,4-Dimethylcyclohexa-1,4-diene	cp	70	12.0	12.2
1-Methylcyclohexa-1,4-diene	cp	70	12.2	
	cp	90	127	

^a mcp = η⁵-Methoxycarbonylcyclopentadienyl. ^b Estimated error ±10%.

different temperatures for reactions carried out in toluene or odcb are collected in Table 2. As found previously, treatment of the free dienes under the same conditions of solvent and temperature did not lead to isomerization.

Isomerization of 2-Methylpenta-1,4-diene.—Three primary products are formed as the concentration of the reactant complex $[\text{Rh}(\text{cp})(2\text{-methylpenta-1,4-diene})]$

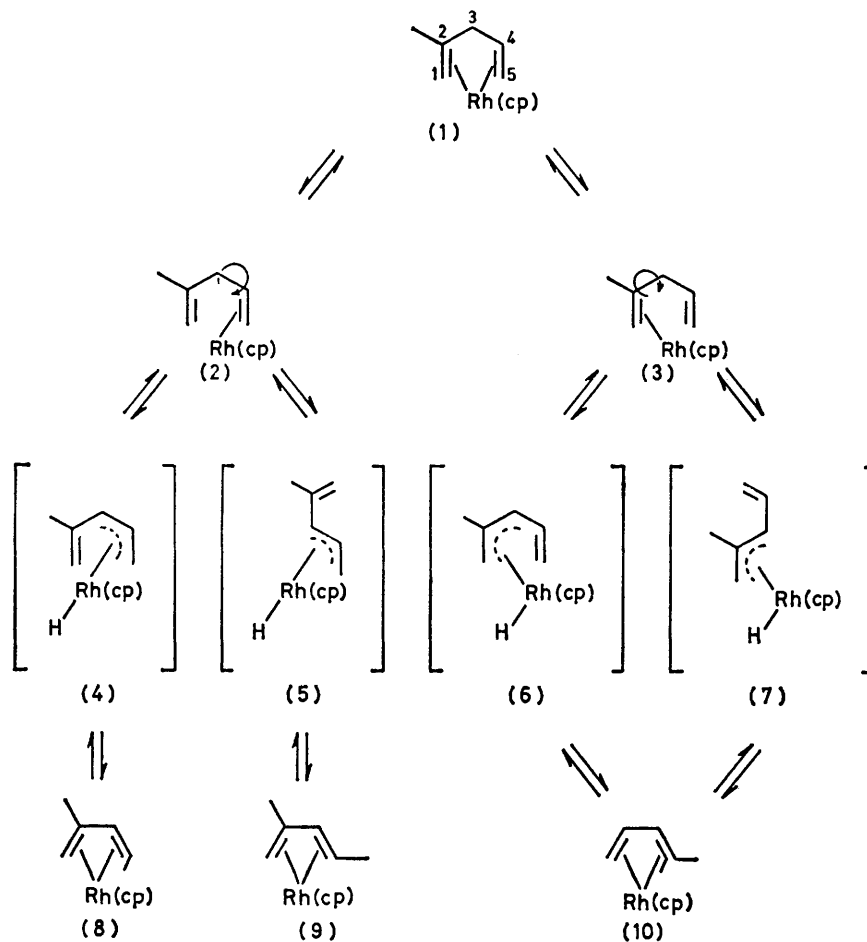
trans-isomers* of the 2-methyl-substituted diene are formed initially at the same rate (or, at least, very nearly the same rate) but that as reaction proceeds the rate of build-up of the *cis* isomer falls behind that of the *trans*

* In all the reactions to be described the reactant and product dienes are, with one exception, co-ordinated to the metal, in the *cisoid* configuration; for convenience, the prefix 'co-ordinated' is sometimes omitted.

isomer, its concentration subsequently passing through a maximum. Co-ordinated 4-methylpenta-1,3-diene is also a primary reaction product but its initial rate of formation is less than that of the other two isomers; its concentration passes through a maximum and never exceeds *ca.* 10% of the total diene concentration.

Separate experiments showed that 4-methylpenta-1,3-diene isomerizes to *trans*-2-methylpenta-1,3-diene as sole product (Figure 1). This explains its decay after *ca.* 7 h (at 100 °C) in the isomerization of the 1,4-isomer.

to *cis* and *trans* products must be postulated. In Part 2 it was suggested (for the case of the penta-1,4-diene complex which forms the *cis* and *trans* 1,3-isomers at equal initial rates) that this transition state might be the symmetrical η^1 -allyl species in which the central carbon atom C³ is σ -bonded to the metal, and in which the two unco-ordinated vinyl groups are free to rotate (about C³-C² or C³-C⁴) [see Scheme 4 of Part 2¹]. This allows η^3 -allyl formation about, say C³, C⁴, and C⁵, with either *anti* or *syn* stereochemistry according to the orientation



SCHEME 1

It was not possible to study the isomerization of *cis*-2-methylpenta-1,3-diene in a separate experiment. However, see below, it is proposed that this diene also isomerizes to the *trans*-1,3-isomer in a secondary process.

In considering the possible mechanisms of these reactions, two experimental observations are of particular importance: (*i*) the near equal initial rates of formation of the *cis* and *trans* isomers of 2-methylpenta-1,3-diene and the slower formation of the 4-methyl isomer. Thus, two parallel reaction pathways differing in the activation energies of the rate-determining steps are available to the reactant complex. Moreover, for one of these pathways a transition state which can lead with equal probability

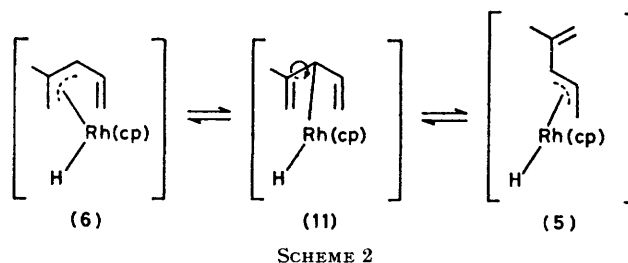
of the second vinyl group at the time of formation. However, this sequence of mechanistic steps leads to difficulty when applied to the present case of the isomerization of the unsymmetrically substituted 2-methylpenta-1,4-diene since, here, an analogous transition state should lead to equal rates of formation of all three primary isomerization products. We therefore consider the alternative mechanism represented in Scheme 1. Both mechanisms involve η^3 -allyls as intermediates but differ in the stage at which the stereochemical reorganization, *i.e.* unco-ordinated vinyl group rotation, occurs. This alternative mechanism (Scheme 1) is considered below in some detail for the case of 2-methyl-

penta-1,4-diene since, as will be shown, it applies equally successfully to all the other isomerization reactions which are the subject of this paper.

The first step in the reaction is seen as a de-co-ordination of one of the two double bonds in the reactant (1). Since (1) is unsymmetrically substituted two possible '16-electron' mono-alkene complexes [(2) and (3)] are possible. There is ample evidence⁵ that methyl substituents destabilise rhodium(I)- η^2 -alkene bonds so it is expected that dissociation of the substituted double bond will be the thermodynamically preferred process. Thus, the concentration of (2) will exceed that of (3). Since one double bond is now detached from the metal it is possible for the free vinyl group to undergo free rotation about the C³-C⁴ bond in the case of (2), or about C²-C³ in the case of (3). The second step, considered to be rate determining, is a hydrogen transfer from C³ to the metal with formation of a η^3 -allylhydrido-intermediate. Two η^3 -allyls, each differing in stereochemistry, are possible from each of (2) and (3) depending on the orientation of the unco-ordinated vinyl group at the moment of hydrogen transfer. These are, respectively, the *anti*- and *syn*-substituted η^3 -allyls (4) and (5) generated from (2), and the *anti*- and *syn*-substituted η^3 -allyls (6) and (7) generated from (3). The kinetic results (Figure 1) require that the two η^3 -allylic intermediates (4) and (5) are formed at equal (or near equal) rates. This, in turn, requires equal (or near equal) concentrations of the *syn* and *anti* conformations of the unidentately co-ordinated species (2), as well as equal (or near equal) activation energies for the C³-to-metal hydrogen transfer. While the different conformations of (2) are not quite equivalent (the reason why this mechanism was initially disfavoured¹) it is probably true that whatever small barriers to free rotation about the C³-C⁴ bond there may be, these are unimportant under the reaction conditions employed. Equal (or near equal) rates of formation of (4) and (5) now lead naturally to equal (or near equal) rates of formation of the *cis*- and *trans*-2-methylpenta-1,3-diene products (8) and (9) via a reverse hydrogen transfer, this time from the metal to the terminal η^3 -allylic carbon atom C⁵.

On the other hand, the third product of the primary isomerization process, 4-methylpenta-1,3-diene (10) is formed at a slower rate. This is accounted for in Scheme 1 by the lower equilibrium concentration of the unidentately co-ordinated η^2 -alkene species (3). As before, hydrogen transfer from C³-to-metal gives the η^3 -allyl intermediates (6) and (7) which, in this case, lead through to the same product (10). The isomerization of (10) in a secondary process to the thermodynamically more stable *trans*-2-methylpenta-1,3-diene (9) is also accommodated by the Scheme. However, an alternative route to (9) is that shown in Scheme 2 which involves a direct conversion of the *anti*-substituted η^3 -allyl (6) to the *syn*-substituted η^3 -allyl (5) via σ -bonded η^1 -allylic species (11). Dynamic π - σ - π interconversions of this kind are well established, particularly for η^3 -allyl complexes of Pd^{II}.⁶

Isomerization of 2,4-Dimethylpenta-1,4-diene.—In this case a single product, 2,4-dimethylpenta-1,3-diene, was obtained. This observation is fully consistent with the mechanism discussed above. Because of the symmetrical nature of the methyl substitution in the reactant



diene only one dissociation product is possible. On hydrogen transfer from C³ to Rh two η^3 -allyl intermediates (*syn* and *anti*) are generated which lead to the same product. The non-isomerization of the *cis*-substituted product in a secondary process may be apparent rather than real since it would be expected to isomerize to 'itself'.

Isomerization of cis-Hexa-1,4-diene.—The results (Tables 1 and 2, Figure 2) show that co-ordinated *cis*, *trans*-hexa-2,4-diene (17) and unco-ordinated *cis*, *cis*-hexa-2,4-diene (16) are formed together as primary reaction products but at different rates. As the reaction proceeds the concentration of the *cis*, *trans* isomer passes through a maximum subsequently decaying at the expense of the formation of co-ordinated *trans*, *trans*-hexa-2,4-diene, shown in separate experiments to come from the *cis*, *trans* isomer. Scheme 3 is proposed to account for these observations. Four possible pathways

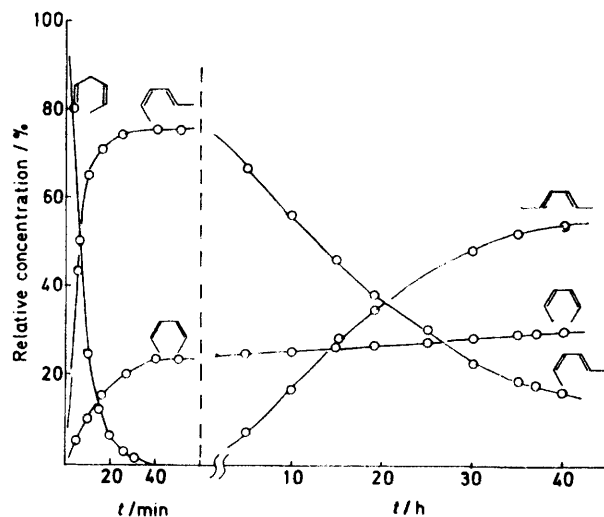


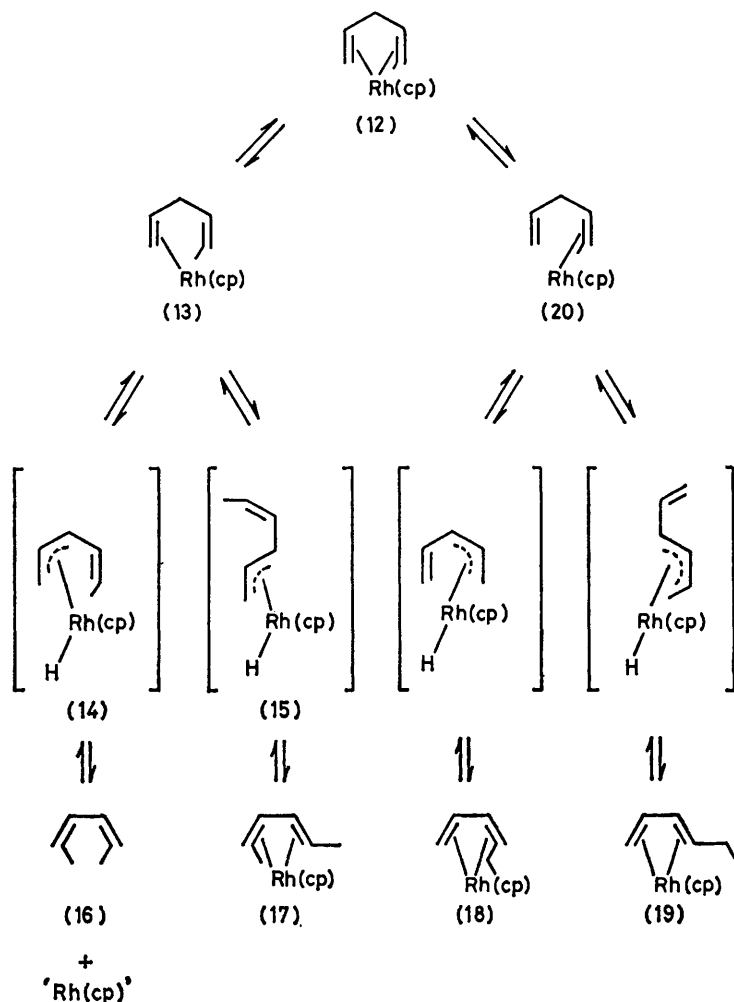
FIGURE 2 Isomerization of (η^5 -cyclopentadienyl)-(η^4 -*cis*-hexa-1,4-diene)rhodium in *o*-dichlorobenzene at 100 °C

can be envisaged. One pair of pathways (on the left-hand side of Scheme 3) begin with the dissociation of the *cis*-substituted double bond from the metal in the reactant complex (12) yielding (13). This leads, on hydrogen transfer from C³ to Rh, to the *anti* and *syn*

η^3 -allyl intermediates [(14) and (15)] and thence to the two primary products [(16) and (17)]. The very different rates of formation of (16) and (17) would seem to contravene the predictions based on the mechanism given above. However, this reaction system is unique among those studied in furnishing a product diene, *cis,cis*-

undue significance to the apparently slower rate of appearance of (16) compared to (17).

Scheme 3 also allows for the formation of the complexed *cis*- and *trans*-hexa-1,3-dienes [(18) and (19)]. The fact that neither of these was observed can readily be accounted for in terms of a very low equilibrium



SCHEME 3

hexa-2,4-diene (16) which is unco-ordinated to the metal. There can be little doubt that this is because of the presence of the two *cis*-methyl substituents which render a *cisoid* conformation, and hence the complex, unstable. It is presumed therefore that once the complex is formed it immediately dissociates into free diene and 'Rh(cp)' fragments. Support for this view is provided by our unsuccessful attempts to isolate a chloride-bridged or pentanedionato-complex of *cis,cis*-hexa-2,4-diene by displacement of ethylene from $[\{\text{RhCl}(\text{C}_2\text{H}_4)_2\}_2]$ or $[\text{Rh}(\text{pd})(\text{C}_2\text{H}_4)_2]$; instead, it is catalytically isomerized to the *cis,trans* and *trans,trans* isomers. In addition, the isomerization of (12) was accompanied by some decomposition. For these reasons we do not attach

concentration of the unidentately co-ordinated *cis*- η^2 -alkene species (20).

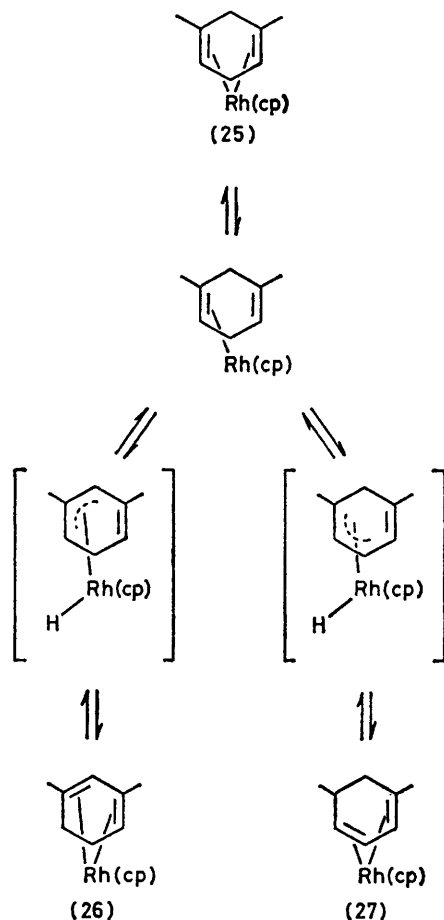
It remains to account for isomerization, in a slower secondary process, of the *cis,trans*-hexa-2,4-diene (17) to the *trans,trans* isomer (Figure 2). Scheme 3 provides no route for this conversion. We suggest that this isomerization may occur *via* the π - σ - π mechanism analogous to that given in Scheme 2.

2,3,3-Trimethylpenta-1,4-diene.—No isomerization was observed when the complex $[\text{Rh}(\text{mcp})(2,3,3\text{-trimethylpenta-1,4-diene})]$ was heated in odcb at 100 °C even after 168 h. This is the expected result since this diene lacks a hydrogen atom on C³.

Isomerization of 1-Methylcyclohexa-1,4-diene.—We have

the presence of an external proton source the acid-catalysed metal hydride addition-elimination mechanism is expected to dominate.

Isomerization of 1,4-Dimethylcyclohexa-1,4-diene.—Once again, two products, the 1,4-dimethyl-1,3-diene and the 2,5-dimethyl-1,2-diene, are produced at relative rates 70 : 30 throughout this reaction. A product ratio of 60 : 40 was obtained by Birch *et al.*³ on u.v. irradiation of free 1,4-dimethylcyclohexa-1,4-diene with $[\text{Fe}(\text{CO})_5]$



SCHEME 5

in refluxing benzene. As in the previous case, the simultaneous formation of two products arises from two different hydrogen-transfer steps. As before, it appears that the lower activation-energy process is that involving transfer from a carbon atom adjacent to a co-ordinated substituted double bond.

Proof that the 70 : 30 product distribution is again due to kinetic and not thermodynamic control is provided by the results obtained when the reaction was carried out in odcb containing a trace of HCl. Here, the rate of

disappearance of the reactant complex was very much faster and only a single product (the 1,4-dimethyl isomer) was observed.

Isomerization of 1,2-Dimethylcyclohexa-1,4-diene.—Of the four possible 1,3-isomers only one product, 1,2-dimethylcyclohexa-1,3-diene, was observed in this reaction. Application of the η^3 -allylic mechanism proposed above predicts that two of the four possible conjugated isomers could be formed, the 1,2-dimethyl isomer and the 1,6-dimethyl isomer. The mechanism further predicts that the 1,2-dimethyl isomer should be the major product. Thus, again, the results are in complete qualitative accord with predictions based on the proposed mechanism.

EXPERIMENTAL

Preparation and Characterization of the Complexes.—Acyclic dienes were purchased from Aldrich, Pfaltz and Bauer, Koch Light, or Phase Separations Ltd. The substituted cyclohexa-1,4-dienes were prepared by Birch reduction of the corresponding benzene precursors and were distilled prior to use. All operations were carried out under a nitrogen atmosphere using dry oxygen-free solvents.

Chloride-bridged complexes were prepared by displacement of C_2H_4 from $[\{\text{RhCl}(\text{C}_2\text{H}_4)_2\}_2]$ as described previously.⁷ η^5 -Cyclopentadienyl complexes were obtained by addition of an excess of $\text{Ti}(\text{cp})$ to a suspension of the chloride-bridged dimer in light petroleum (b.p. 40–60 °C). After stirring for 3 h at 20 °C the mixture was filtered through silica gel and the yellow filtrate concentrated under reduced pressure. On cooling, the yellow solid product was obtained. If the product failed to crystallize the solvent was removed to give a yellow oil.

Several of the complexes have been previously characterized. Analytical, ^1H and ^{13}C n.m.r. data for the new complexes are deposited in Supplementary Publication No. SUP 22827 (13 pp.).*

The isomerization reactions were monitored as described previously.¹

[9/1227 Received, 3rd August, 1979]

* For details see Notices to Authors No. 7, *J.C.S. Dalton*, 1979, Index issue.

REFERENCES

- ¹ Part 2, M. Arthurs, M. Sloan, M. G. B. Drew, and S. M. Nelson, *J.C.S. Dalton*, 1975, 1794.
- ² J. E. Mahler, R. Kochlar, and R. Pettit, *J. Org. Chem.*, 1964, **29**, 3620; R. Pettit, G. F. Emerson, and J. E. Mahler, *J. Chem. Educ.*, 1963, **40**, 175.
- ³ A. J. Birch, P. E. Cross, J. Lewis, D. A. White, and S. B. Wild, *J. Chem. Soc. (A)*, 1968, 332.
- ⁴ C. A. Tolman, in 'Transition Metal Hydrides,' ed. E. L. Muetterties, Marcel Dekker Inc., New York, 1971, p. 271.
- ⁵ R. Cramer, *J. Amer. Chem. Soc.*, 1967, **89**, 4621.
- ⁶ D. L. Tibbets and T. L. Brown, *J. Amer. Chem. Soc.*, 1970, **92**, 3010; R. P. Hughes and J. Powell, *ibid.*, 1972, **94**, 7723.
- ⁷ S. M. Nelson, M. Sloan, and M. G. B. Drew, *J.C.S. Dalton*, 1973, 2195.